



## WARM WEATHER? NO PROBLEM.

Rage® Ultra XTRA is a premium filler that can be used on its own or mixed with Rage® Ultra or Rage Optex® body filler to achieve extended work times—up to 40 minutes at 75°F with the same industry-leading performance as other Evercoat Ultra products. Body shop technicians can also mix and spread large quantities knowing they have enough time to work large surface areas, saving time and increasing productivity.



- Allows the body shop technician to adjust for warm conditions or work time requirements
- Excellent for large repair areas
- Formulated with patented and patent-pending technologies creating the “World’s Best Sanding Body Filler™”
- No special hardener needed (always use a minimum of 2%)

Mix with Rage® Ultra (100125) or Rage Optex® (100135) body filler for the ultimate flexibility in work time  
See times in chart

100144: 1 Gallon































100145: 16oz Pouch

### Rage® Ultra XTRA Temperature & Work Time Chart

MIX RATIO		WORK TIME BASED ON TEMPERATURE			
		60°F	75°F	90°F	105°F
	 OR				
<b>25%</b>	75%	17 Mins	9 Mins	7 Mins	3 Mins
<b>50%</b>	50%	30 Mins	20 Mins	9 Mins	5 Mins
<b>75%</b>	25%	50 Mins	28 Mins	14 Mins	8 Mins
<b>100%</b>	0%	80 Mins	40 Mins	22 Mins	13 Mins



\*Actual work times may vary slightly from times listed

<p><b>Approved Substrates</b></p> 	<p>Approved substrates include: Steel, Aluminum, Fiberglass, Galvanized Steel, SMC, Sanded OEM Paint. <b>NOTE: For structural repairs prone to high degrees of stress and flexibility, use a fiber reinforced filler such as Everglass®, Kitty Hair® or Fiber Tech®.</b></p>																																																																								
<p><b>Preparation</b></p> 	<ul style="list-style-type: none"> <li>• Clean and degrease the entire panel to be repaired with soap and water, followed by a mild cleaning solvent. Thoroughly dry the surface before repairing.</li> <li>• Keep the repair area small. Use 80 grit to remove the paint and featheredge with 180.</li> </ul>																																																																								
<p><b>Mixing</b></p>  <p><b>NOTE: Use with Evercoat cream hardener only!</b></p>	<ul style="list-style-type: none"> <li>• Stir the filler before using. Knead the cream hardener.</li> <li>• Measure hardener 2-3% by weight (add a ribbon of cream hardener from edge to edge across the center of a 4" diameter puddle). <b>DO NOT UNDER-CATALYZE.</b></li> <li>• Puddles larger than 4" (10 cm) in diameter will require additional hardener. Mix thoroughly until uniform color is achieved. <b>NOTE: For large applications use the entire 4 oz. tube of Evercoat BPO Cream hardener to a full gallon to ensure even cure for thinner applications and for Truck / Fleet / Commercial applications. Never return mixed filler to can.</b></li> </ul>																																																																								
<p><b>Application</b></p> 	<ul style="list-style-type: none"> <li>• Apply in layers with even firm pressure.</li> <li>• Do not apply all at once.</li> </ul>																																																																								
<p><b>Finishing</b></p> 	<ul style="list-style-type: none"> <li>• Sand body filler with 80-180 grit sandpaper.</li> <li>• If necessary, reapply Rage Ultra Xtra to fill any pinholes or low spots, allow filler to dry and then sand with 180 grit sandpaper.</li> <li>• Finish sand body filler with 180 grit. <b>NOTE: For optimum performance apply 440 Express™ before applying primer surfacer.</b></li> </ul>																																																																								
<p><b>Technical</b></p>  <p><b>NOTE: Properties are typical values and should not be considered as sales specifications. Physical testing performed @ ~72°F (22°C) / 75% RH unless otherwise noted.</b></p>	<table border="1"> <tr> <td>Appearance</td> <td>Yellow Paste</td> </tr> <tr> <td>VOC</td> <td>Refer to Section 9 of Safety Data Sheet</td> </tr> <tr> <td>Relative Density</td> <td>Refer to Section 9 of Safety Data Sheet</td> </tr> <tr> <td>Sand Time</td> <td>120 Min. @ 72°F (22°C) See chart below</td> </tr> <tr> <td>Max Recommended Thickness (sanded)</td> <td>1/4 Inch (6mm)</td> </tr> </table> <table border="1"> <thead> <tr> <th colspan="3">MIX RATIO</th> <th colspan="4">TEMPERATURE</th> </tr> <tr> <th></th> <th></th> <th></th> <th>60°F</th> <th>75°F</th> <th>90°F</th> <th>105°F</th> </tr> </thead> <tbody> <tr> <td rowspan="2">   25%                             </td> <td rowspan="2">   75%                             </td> <td>Work Time</td> <td>17 Mins</td> <td>9 Mins</td> <td>7 Mins</td> <td>3 Mins</td> </tr> <tr> <td>Dry Time</td> <td>45 Mins</td> <td>33 Mins</td> <td>20 Mins</td> <td>15 Mins</td> </tr> <tr> <td rowspan="2">   50%                             </td> <td rowspan="2">   50%                             </td> <td>Work Time</td> <td>30 Mins</td> <td>20 Mins</td> <td>9 Mins</td> <td>5 Mins</td> </tr> <tr> <td>Dry Time</td> <td>69 Mins</td> <td>40 Mins</td> <td>22 Mins</td> <td>17 Mins</td> </tr> <tr> <td rowspan="2">   75%                             </td> <td rowspan="2">   25%                             </td> <td>Work Time</td> <td>50 Mins</td> <td>28 Mins</td> <td>14 Mins</td> <td>8 Mins</td> </tr> <tr> <td>Dry Time</td> <td>110 Mins</td> <td>64 Mins</td> <td>31 Mins</td> <td>20 Mins</td> </tr> <tr> <td rowspan="2">   100%                             </td> <td rowspan="2">   0%                             </td> <td>Work Time</td> <td>80 Mins</td> <td>40 Mins</td> <td>22 Mins</td> <td>13 Mins</td> </tr> <tr> <td>Dry Time</td> <td>140 Mins</td> <td>110 Mins</td> <td>90 Mins</td> <td>62 Mins</td> </tr> </tbody> </table>	Appearance	Yellow Paste	VOC	Refer to Section 9 of Safety Data Sheet	Relative Density	Refer to Section 9 of Safety Data Sheet	Sand Time	120 Min. @ 72°F (22°C) See chart below	Max Recommended Thickness (sanded)	1/4 Inch (6mm)	MIX RATIO			TEMPERATURE							60°F	75°F	90°F	105°F	 25%	 75%	Work Time	17 Mins	9 Mins	7 Mins	3 Mins	Dry Time	45 Mins	33 Mins	20 Mins	15 Mins	 50%	 50%	Work Time	30 Mins	20 Mins	9 Mins	5 Mins	Dry Time	69 Mins	40 Mins	22 Mins	17 Mins	 75%	 25%	Work Time	50 Mins	28 Mins	14 Mins	8 Mins	Dry Time	110 Mins	64 Mins	31 Mins	20 Mins	 100%	 0%	Work Time	80 Mins	40 Mins	22 Mins	13 Mins	Dry Time	140 Mins	110 Mins	90 Mins	62 Mins
Appearance	Yellow Paste																																																																								
VOC	Refer to Section 9 of Safety Data Sheet																																																																								
Relative Density	Refer to Section 9 of Safety Data Sheet																																																																								
Sand Time	120 Min. @ 72°F (22°C) See chart below																																																																								
Max Recommended Thickness (sanded)	1/4 Inch (6mm)																																																																								
MIX RATIO			TEMPERATURE																																																																						
			60°F	75°F	90°F	105°F																																																																			
 25%	 75%	Work Time	17 Mins	9 Mins	7 Mins	3 Mins																																																																			
		Dry Time	45 Mins	33 Mins	20 Mins	15 Mins																																																																			
 50%	 50%	Work Time	30 Mins	20 Mins	9 Mins	5 Mins																																																																			
		Dry Time	69 Mins	40 Mins	22 Mins	17 Mins																																																																			
 75%	 25%	Work Time	50 Mins	28 Mins	14 Mins	8 Mins																																																																			
		Dry Time	110 Mins	64 Mins	31 Mins	20 Mins																																																																			
 100%	 0%	Work Time	80 Mins	40 Mins	22 Mins	13 Mins																																																																			
		Dry Time	140 Mins	110 Mins	90 Mins	62 Mins																																																																			
<p><b>Safety</b></p>	<p>Read all directions and warnings prior to using Evercoat® products. Safety Data Sheets can be found Online at evercoat.com. <b>Note: Keep can closed and store in a cool dry place.</b></p>																																																																								